# Prompt for unrestricted usage of funds

Campaign Pricing & Payments · https://connectionpoint.com/help/docs/prompt-for-unrestricted-use-of-funds/

**Unrestricted usage of funds frees up the money you raise to go to wherever it's needed most. This ensures open communication and transparency with your supporters and prevents over-funding assets such as sub-campaigns and wishlists.**

**Note: This feature is for organizations only and is unavailable on Crowdfundr.**

## What does 'unrestricted usage of funds' mean, and when is it useful?

We created this feature for non-profit organizations guided by law around fundraising, for trust and transparency. However, any organization should consider using this prompt.

Raising more money for a project is possible, but donations to a non-profit cannot be legally refunded. Plus, even if there is no place to raise the extra amount in the project, most organizations would happily use it for other things (such as their operations).

Sub-campaigns in a Microproject or wishlists are particular concerns for this. While you may limit the funding available to both (see here for campaign funding limits and here for how to limit rewards, like wishes), triggering this prompt also addresses concerns that too many funds might go to one project aspect and leave others dry.

We included this option as a caveat in the checkout flow, allowing supporters to acknowledge that their contributions might be needed elsewhere besides the campaign's description. They may leave it

unchecked, meaning the funds have to go where the project indicates. Most understand that fundraising projects have various needs and won't be concerned with this.

## How to include this prompt in your campaign checkout flow

### STEP 1 - Click "Settings" and then "Data collection in the navigation menu.

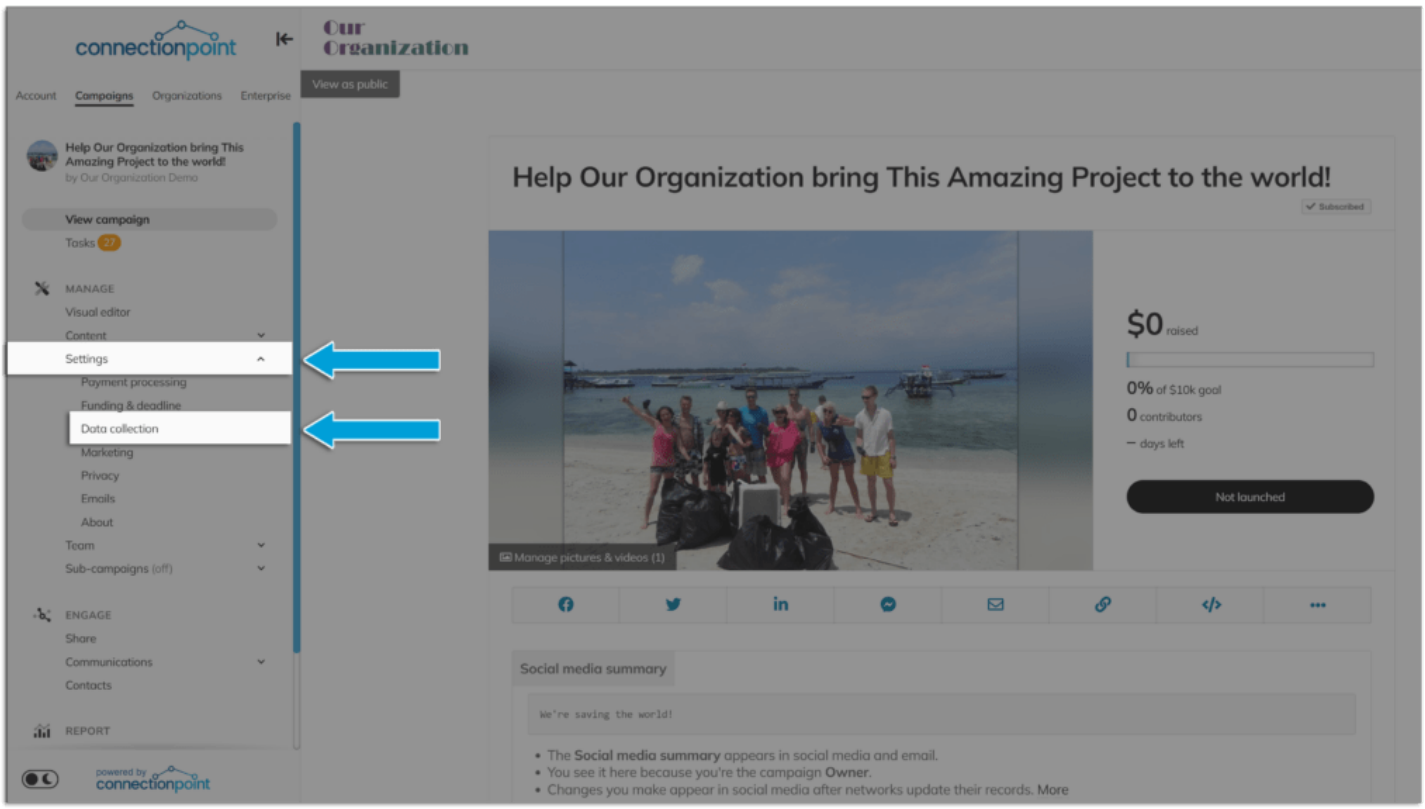


**STEP 2 - Under 'Prompt for unrestricted usage of funds?', make your selection.** Note that some countries may have laws and restrictions against 'pre-checking' this option.

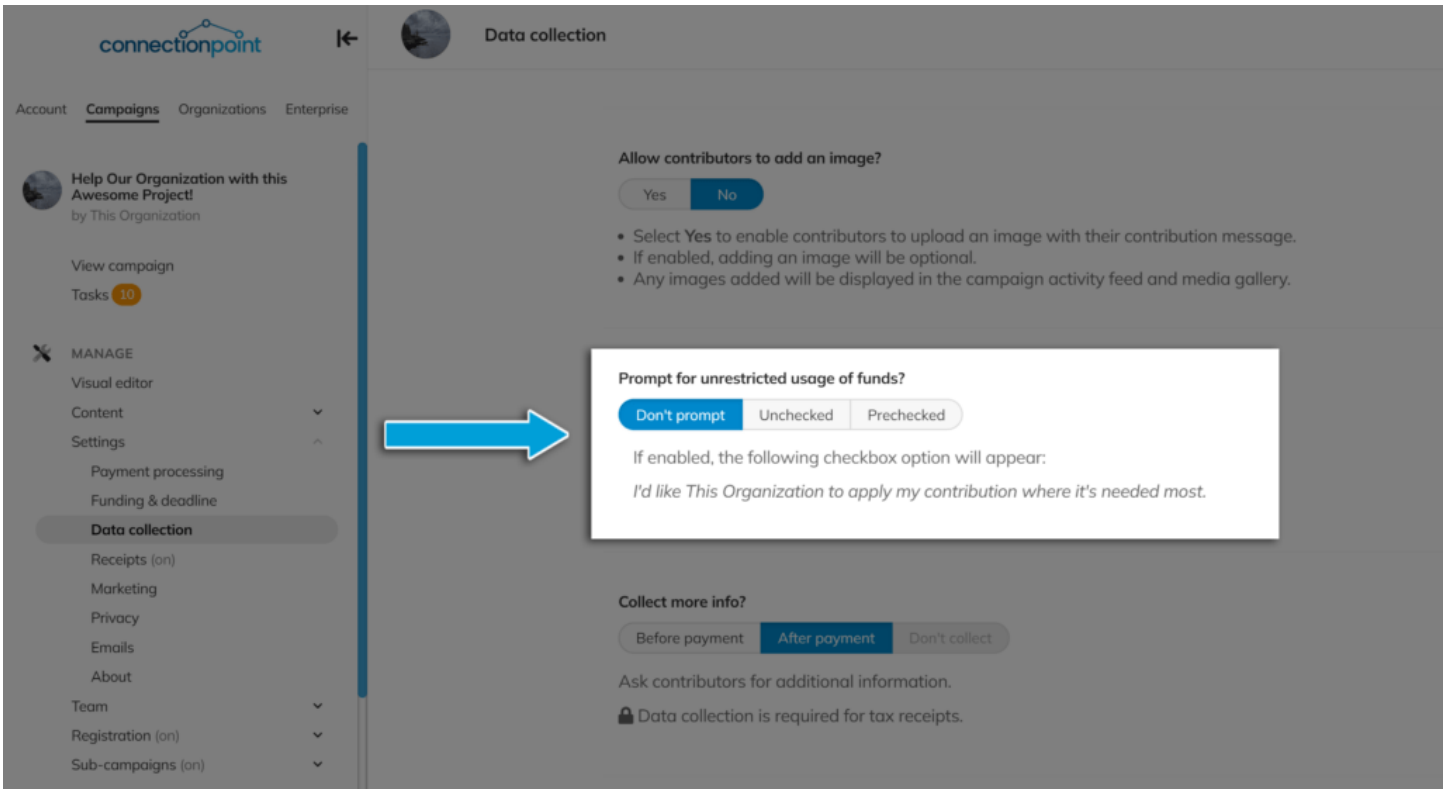
connectionpoint
Data collection
Account
Campaigns
Organizations
Enterprise
Help Our Organization with this Awesome Project!
by This Organization
View campaign
Tasks 10
MANAGE
Visual editor
Content
Settings
Payment processing
Funding & deadline
Data collection
Receipts (on)
Marketing
Privacy
Emails
About
Team
Registration (on)
Sub-campaigns (on)
Allow contributors to add an image?
Yes
No
Select Yes to enable contributors to upload an image with their contribution message.
If enabled, adding an image will be optional.
Any images added will be displayed in the campaign activity feed and media gallery.
Prompt for unrestricted usage of funds?
Don't prompt
Unchecked
Prechecked
If enabled, the following checkbox option will appear:
I'd like This Organization to apply my contribution where it's needed most.
Collect more info?
Before payment
After payment
Don't collect
Ask contributors for additional information.
Data collection is required for tax receipts.

**STEP 3 - Save**

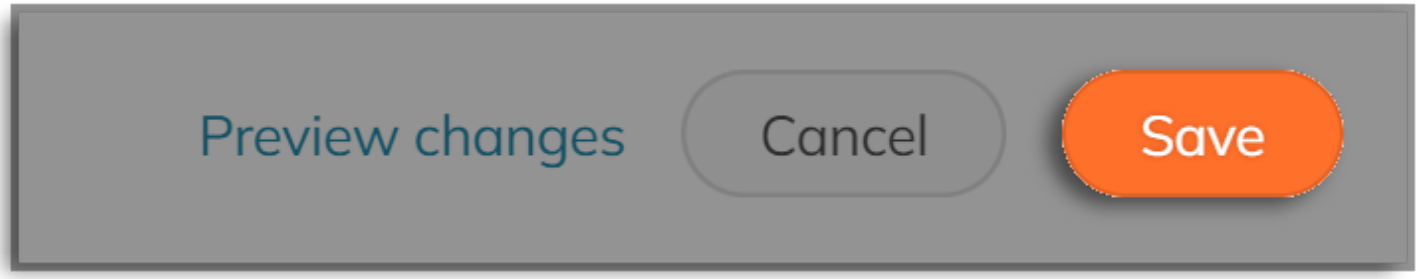
Preview changes
Cancel
Save


fundrazr


petfundr


crowdfundr


cocopay